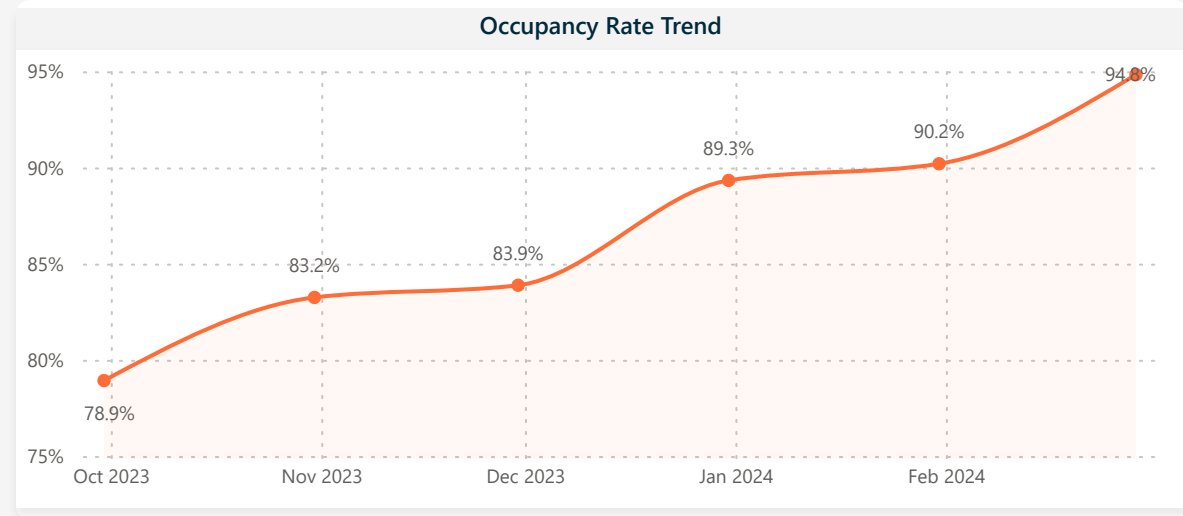
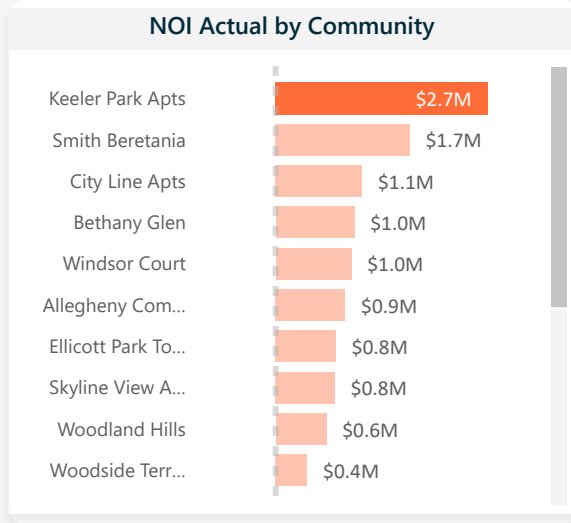
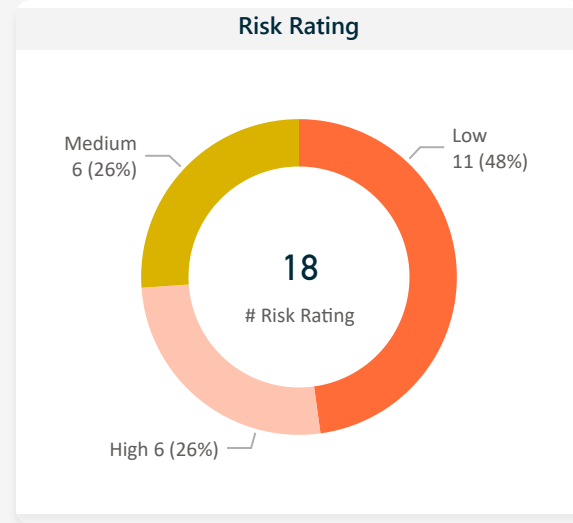
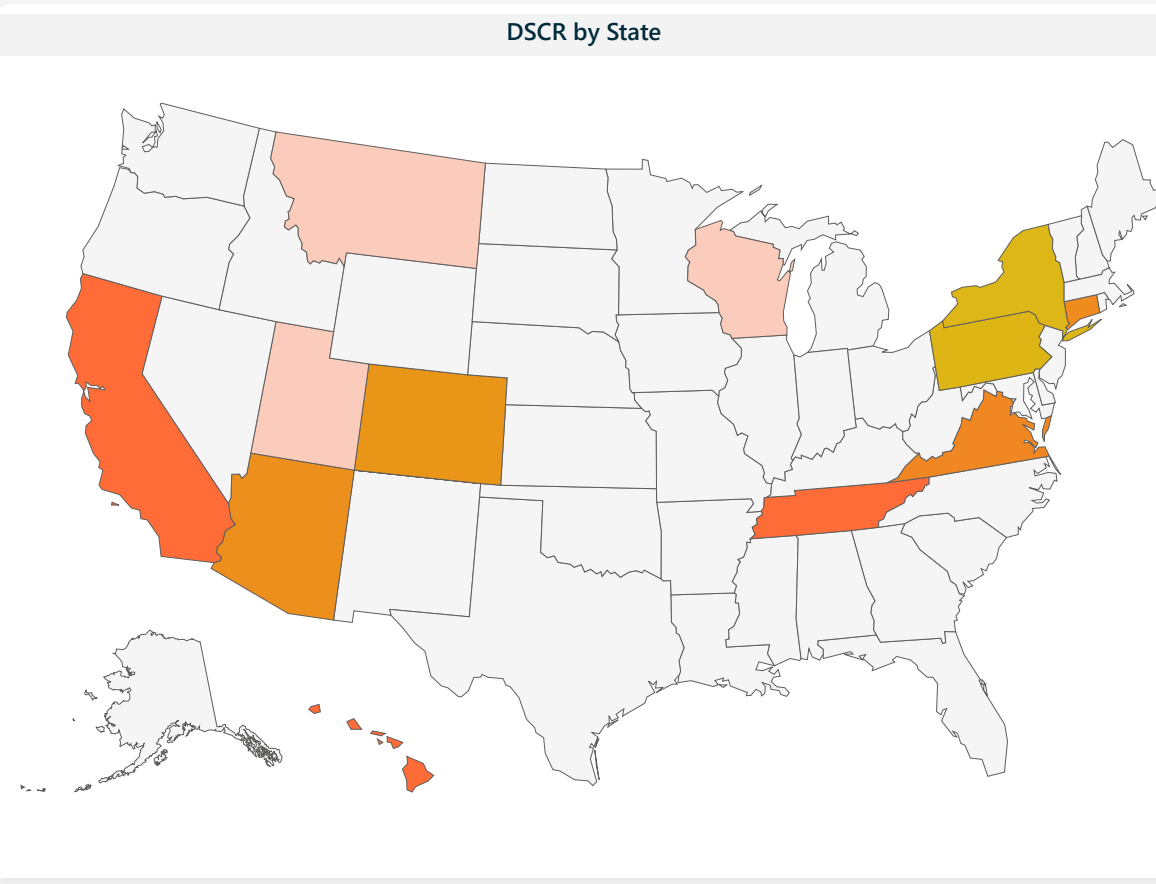
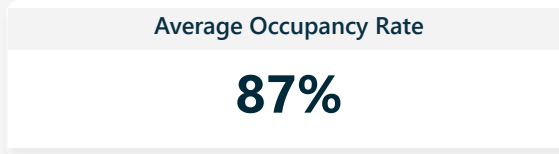




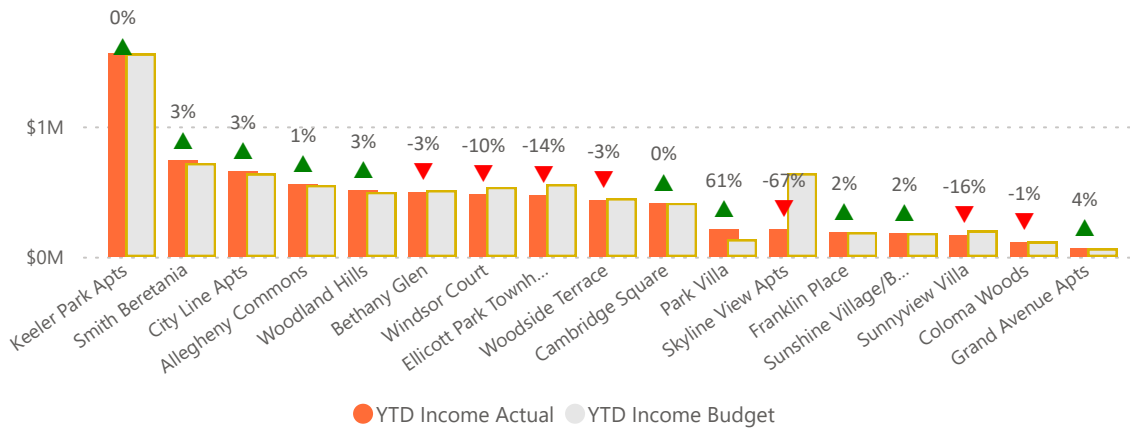
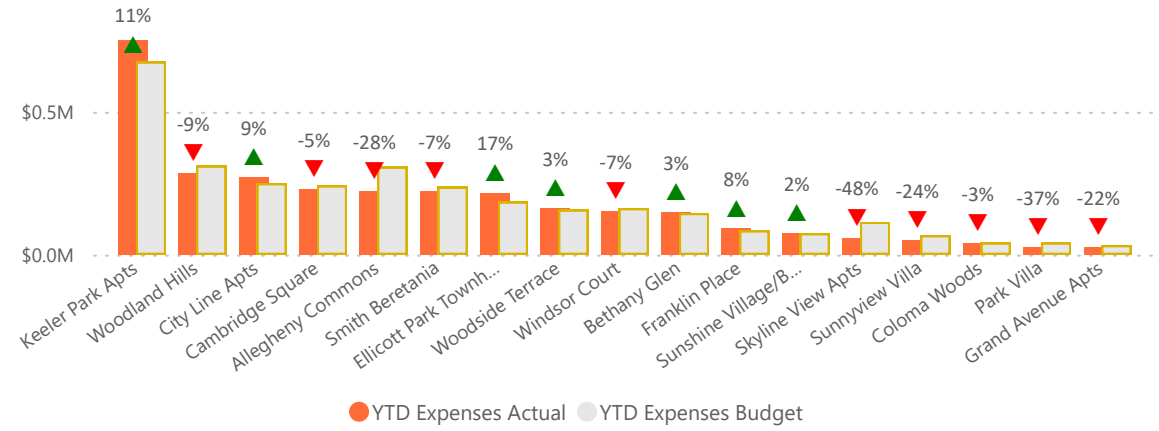
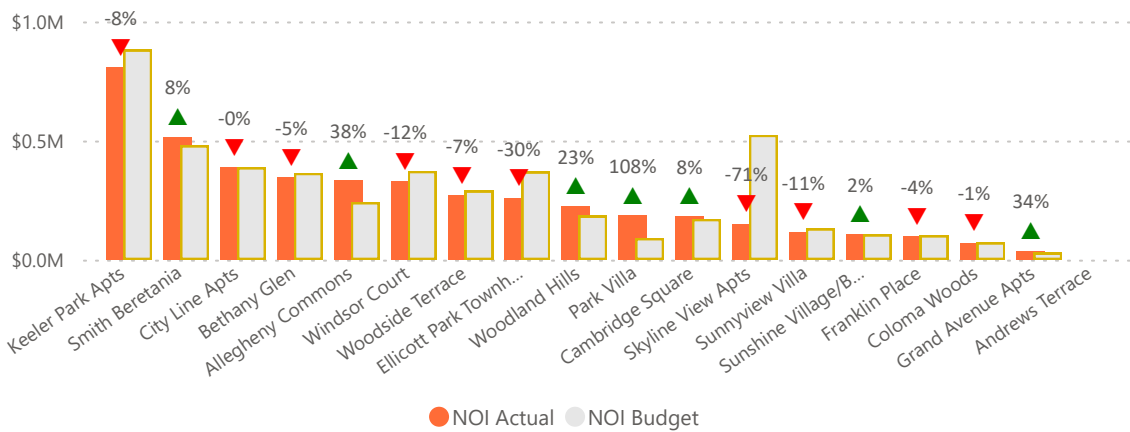
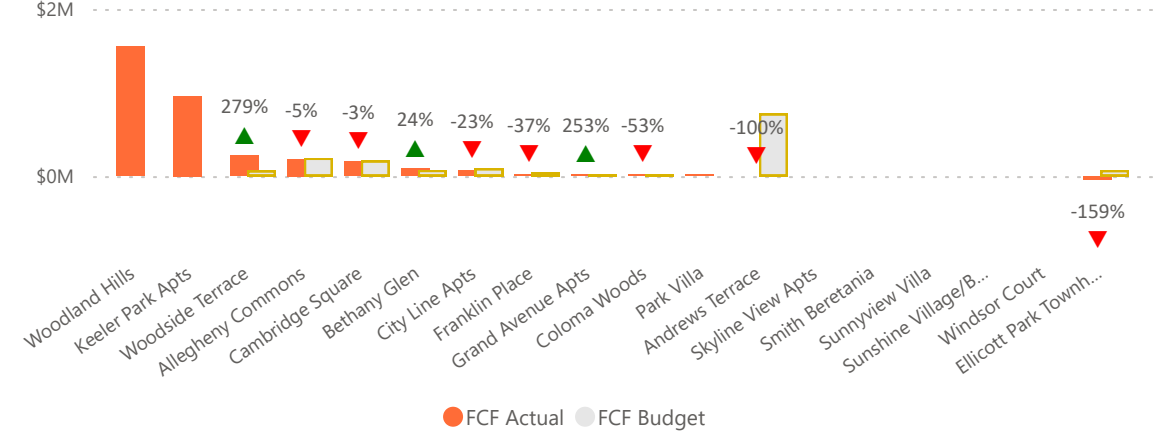
Project Manager
 Gauranty
 Asset Manager
 Region
 MA
 State
 Status
 Subsidy

Hover on a chart to see more details



Project Manager: **All** |
 Gauranty: **All** |
 Asset Manager: **All** |
 Region: **All** |
 MA: **All** |
 State: **All** |
 Status: **All** |
 Subsidy: **All**

Hover on a chart to see more details

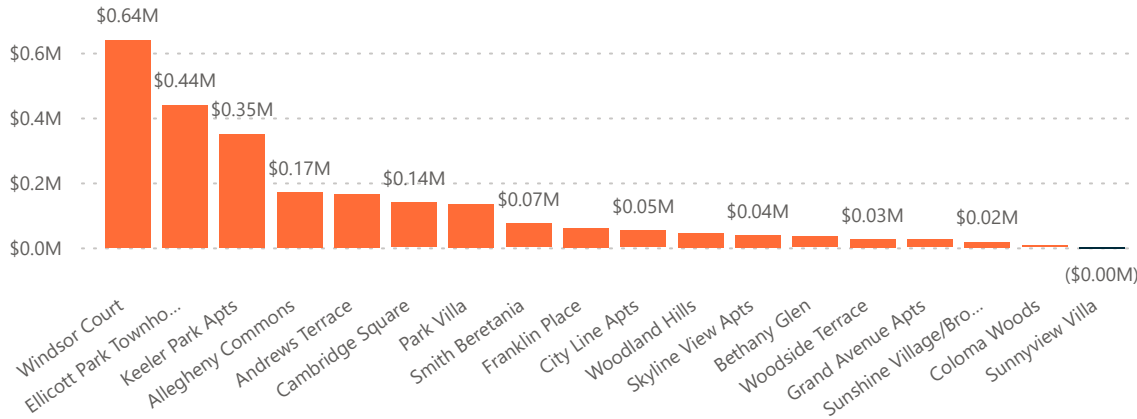
Total YTD Income Actual: \$7.4M -- Total YTD Income Budget: \$7.9M

Total YTD Expenses Actual: \$3.0M -- Total YTD Expenses Budget: \$3.1M

Total NOI Actual: \$4.4M -- Total NOI Budget: \$4.8M

Total FCF Actual: \$3.3M -- Total FCF Budget: \$1.5M




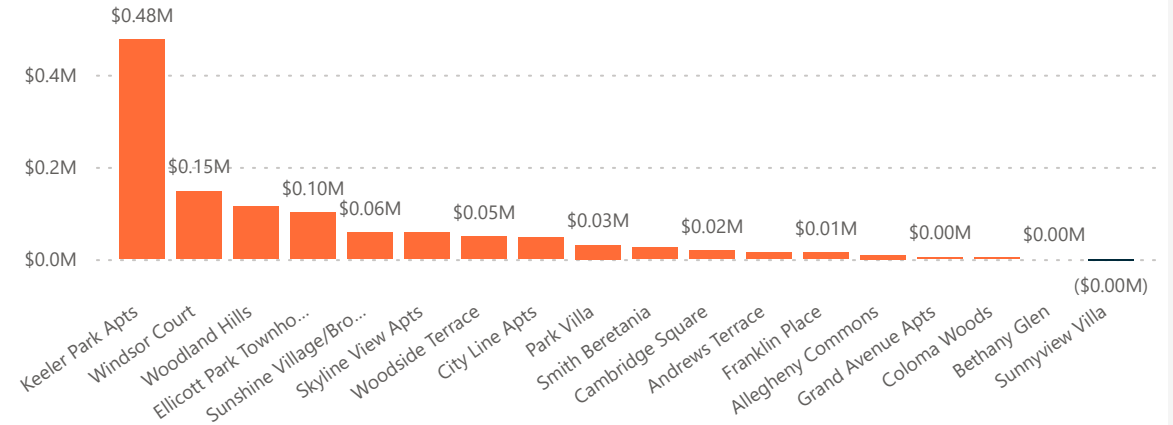
Project Manager
 Gauranty
 Asset Manager
 Region
 MA
 State
 Status
 Subsidy

Hover on a visual to see more details

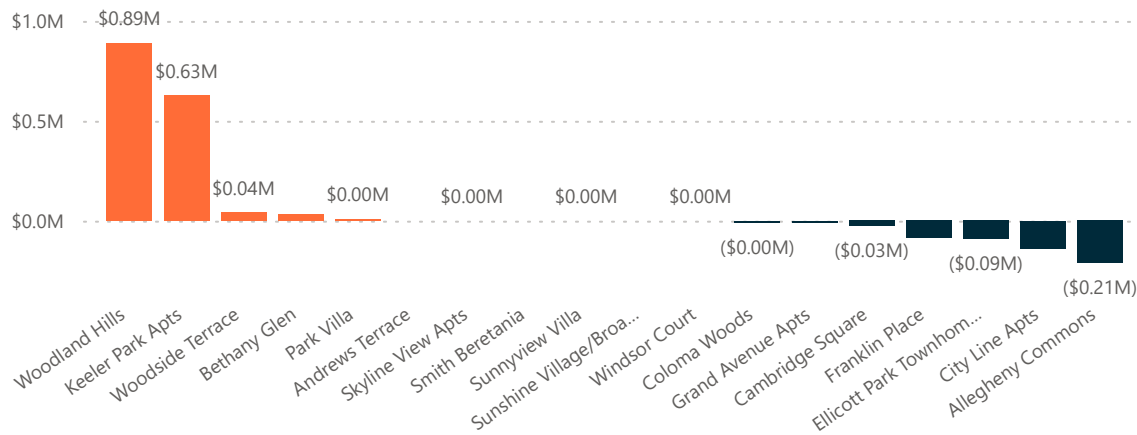
Total A/R: \$2.4M



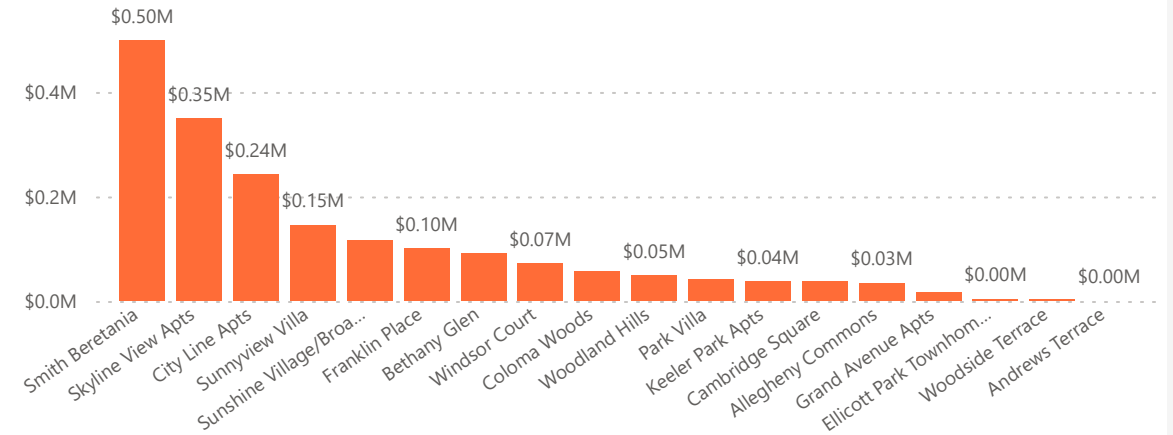
Total A/P: \$1.2M



Total FCF Financials: \$1.0M

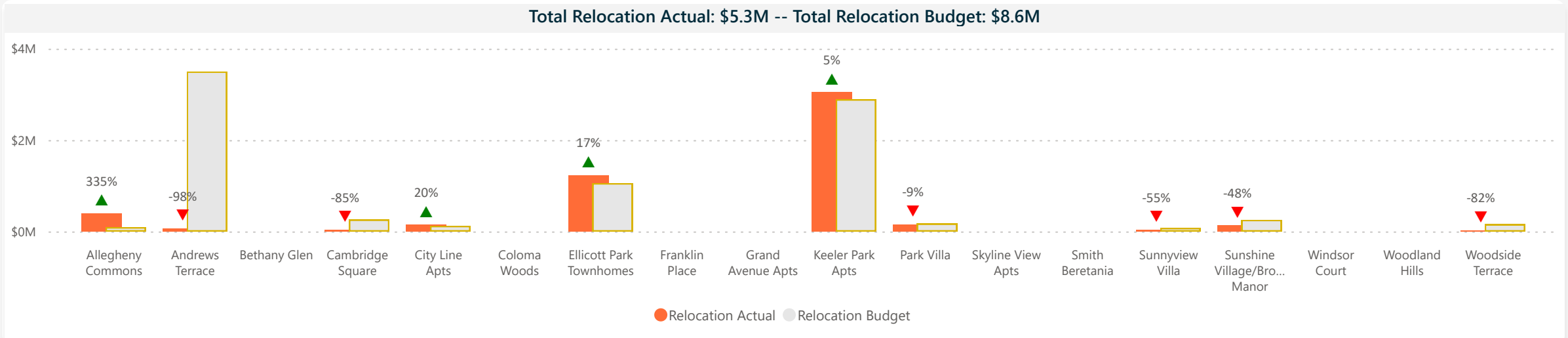


Total Cash Account: \$1.9M



Project Manager
 Gauranty
 Asset Manager
 Region
 MA
 State
 Status
 Subsidy

Hover on a visual to see more details



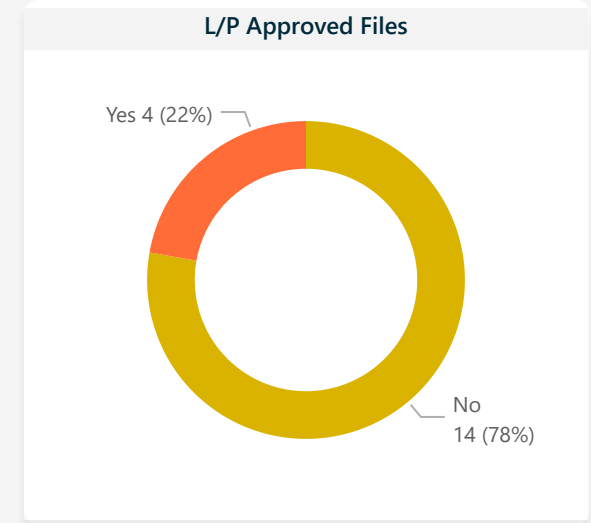
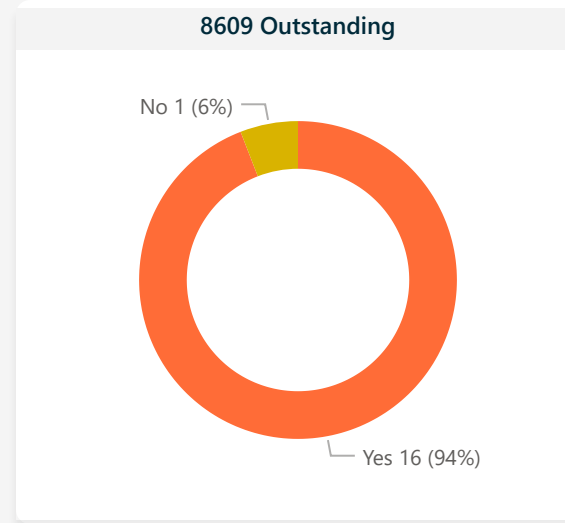
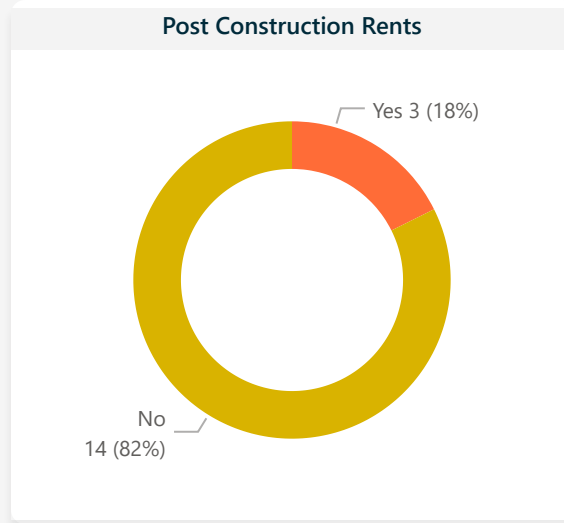
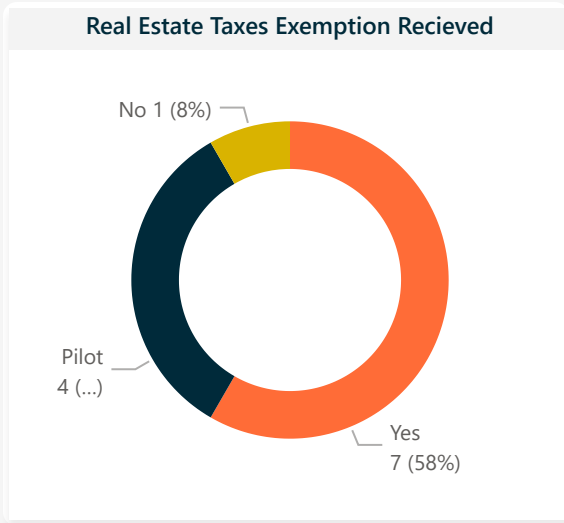
CLICK ON THE "+" ICON TO SEE DETAILS BY EVENT DATE

| Movers - G/C, M/A or R/C | G/C | | M/A | | PENDING | | R/C | |
|---------------------------|-----------------|-----------------|-----------------|-----------------|-----------------|-----------------|-----------------|-----------------|
| Community Name | Ave. Nights Out | Ave. Hotel Cost | Ave. Nights Out | Ave. Hotel Cost | Ave. Nights Out | Ave. Hotel Cost | Ave. Nights Out | Ave. Hotel Cost |
| + Allegheny Commons | | | 0.00 | \$100 | | | | |
| + Andrews Terrace | | | | | | | 0.00 | |
| + Bethany Glen | | | 0.00 | | | | | |
| + Cambridge Square | | | 0.00 | | | | | |
| + City Line Apts | 0.00 | | | | | | | |
| + Coloma Woods | | | 0.00 | | | | | |
| + Ellicott Park Townhomes | | | 0.00 | | | | | |
| + Franklin Place | | | 0.00 | | | | | |
| + Grand Avenue Apts | | | 0.00 | | | | | |



Project Manager ▼ | Guaranty ▼ | Asset Manager ▼ | Region ▼ | MA ▼ | State ▼ | Status ▼ | Subsidy ▼
 All ▼ | All ▼ | All ▼ | All ▼ | All ▼ | All ▼ | All ▼ | All ▼

Hover on a visual to see more details



| Last RCS | Community Name |
|------------|----------------------------------|
| 12/01/2023 | Andrews Terrace |
| 11/01/2023 | Cambridge Square |
| 09/14/2023 | City Line Apts |
| 09/01/2023 | Bethany Glen |
| 07/25/2023 | Franklin Place |
| 07/01/2023 | Sunnyview Villa |
| 07/01/2023 | Sunshine Village/Broadview Manor |
| 02/28/2023 | Smith Beretania |
| 01/01/2023 | Coloma Woods |
| 07/01/2022 | Ellicott Park Townhomes |
| 11/16/2021 | Woodland Hills |
| 02/10/2021 | Grand Avenue Apts |

| Conversion Equity Pay Date | Community Name |
|----------------------------|----------------------------------|
| 07/01/2026 | Andrews Terrace |
| 07/10/2025 | Sunnyview Villa |
| 07/01/2025 | Cambridge Square |
| 07/01/2025 | Ellicott Park Townhomes |
| 07/01/2025 | Sunshine Village/Broadview Manor |
| 06/01/2025 | Skyline View Apts |
| 01/01/2025 | Keeler Park Apts |
| 01/01/2025 | Woodside Terrace |
| 08/01/2024 | Allegheny Commons |
| 07/01/2024 | Bethany Glen |
| 07/01/2024 | Coloma Woods |
| 07/01/2024 | Franklin Place |

